

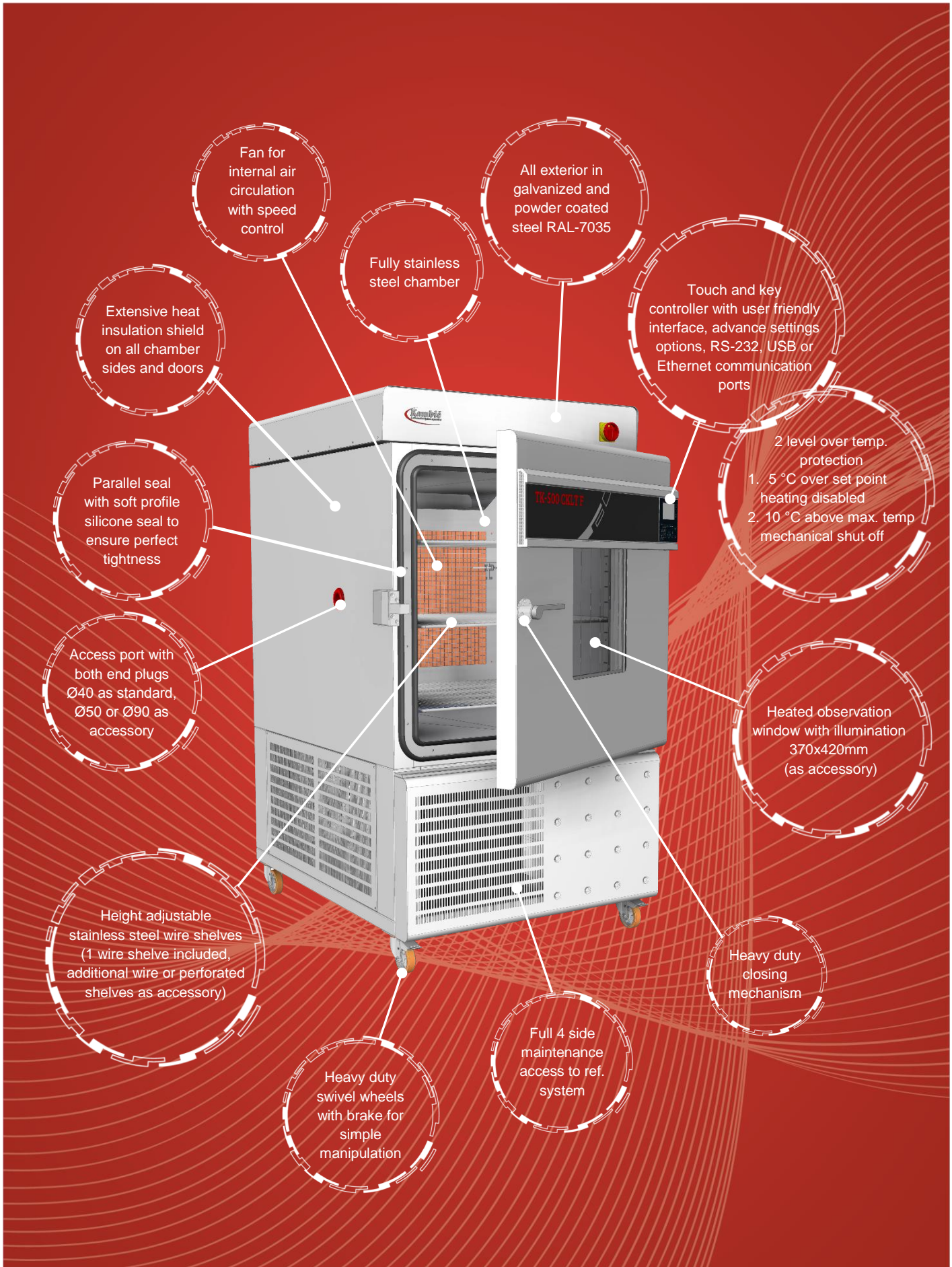
FAST TEMPERATURE CHAMBER

(5 °C/min)
(- 40 °C ...+180 °C)

TK-340 CKLT F
TK-500 CKLT F
TK-1000 CKLT F

- Temperature controlled test polygon
- Material temperature resistance and product testing
- Sample conditioning prior to other tests
 - Accelerated ageing
 - Stress tests





Fan for internal air circulation with speed control

All exterior in galvanized and powder coated steel RAL-7035

Fully stainless steel chamber

Touch and key controller with user friendly interface, advance settings options, RS-232, USB or Ethernet communication ports

Extensive heat insulation shield on all chamber sides and doors

2 level over temp. protection
 1. 5 °C over set point heating disabled
 2. 10 °C above max. temp mechanical shut off

Parallel seal with soft profile silicone seal to ensure perfect tightness

Heated observation window with illumination 370x420mm (as accessory)

Access port with both end plugs Ø40 as standard, Ø50 or Ø90 as accessory

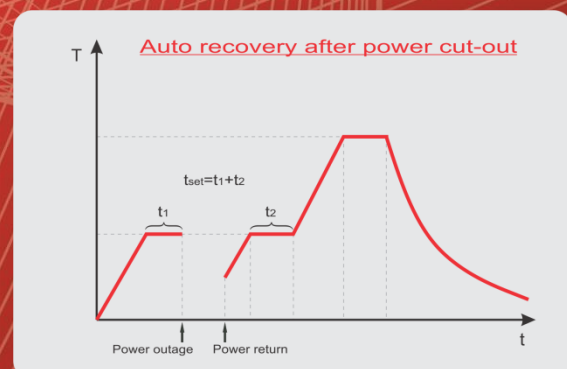
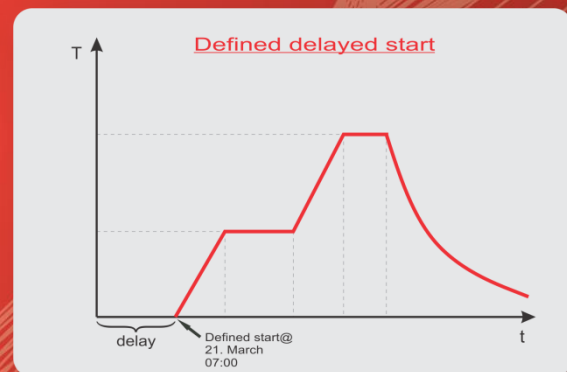
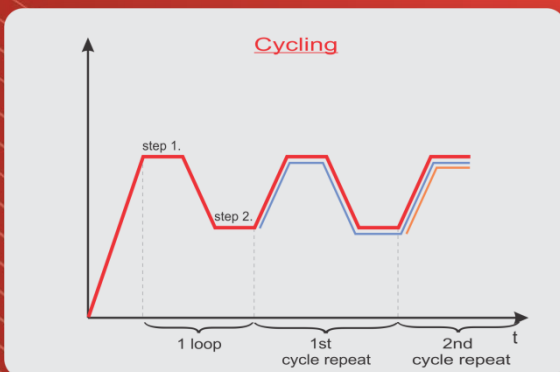
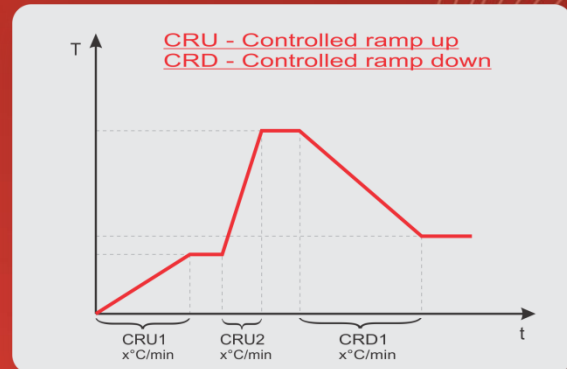
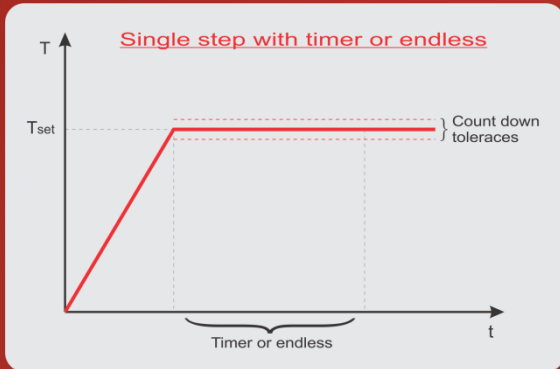
Heavy duty closing mechanism



Height adjustable stainless steel wire shelves (1 wire shelf included, additional wire or perforated shelves as accessory)

Full 4 side maintenance access to ref. system

Heavy duty swivel wheels with brake for simple manipulation


Controller functions:



	TK-340 CKLT F	TK-500 CKLT F
		
External dimensions (W x H x D) in mm	835 x 1895 x 1115	1035 x 1900 x 1320
Internal dimensions (W x H x D) in mm	670 x 870 x 685	870 x 870 x 800
Volume (L)	~ 340	~ 500
Temperature range (°C)	- 40 ...+ 180	- 40 ...+ 180
Heat up rate (°C/min) EN 60068-3-5	5	5
Cool down rate (°C/min) EN 60068-3-5	5	5
Temperature display resolution (°C)	0.1	0.1
Temperature set resolution (°C)	0.1	0.1
Temperature stability (°C)	< +/- 0,5 °C @ - 40 °C < +/- 0,1 °C @ 0 °C < +/- 0,1 °C @ + 100 °C < +/- 0,3 °C @ + 180 °C	+/- 0,5 °C @ - 40 °C < +/- 0,1 °C @ 0 °C < +/- 0,1 °C @ + 100 °C < +/- 0,3 °C @ + 180 °C
Temperature uniformity (°C)	< +/- 1,5 °C @ - 40 °C < +/- 0,5 °C @ 0 °C < +/- 1,5 °C @ + 100 °C < +/- 3,0 °C @ + 180 °C	< +/- 1,5 °C @ - 40 °C < +/- 0,5 °C @ 0 °C < +/- 1,5 °C @ + 100 °C < +/- 3,0 °C @ + 180 °C
Temperature control	PID	PID
Power supply	3x400V 50/60Hz	3x400V 50/60Hz
Wattage (W)	9500	12000
Interface	RS 232 (USB and Ethernet as accessory)	RS 232 (USB and Ethernet as accessory)
Shelve	1 (max 6)	1 (max 6)
Shelve capacity (kg)	35	50
Max capacity (kg)	100	150
Access port (mm)	Ø 40 standard, (Ø 50, Ø 90 as accessory)	Ø 40 standard, (Ø 50, Ø 90 as accessory)
Noise (dBA) @ 1 m distance	~ 68	~ 68
Weight (kg)	~ 350	~ 490

*All performance in controlled stable environment ($T_{\text{ambient}} = + 22 \text{ °C} \pm 3 \text{ °C}$)!

*Accessories might affect performance!

TK-1000 CKLT F	
	
External dimensions (W x H x D) in mm	1235 x 1920 x 1595
Internal dimensions (W x H x D) in mm	1070 x 1070 x 1000
Volume (L)	~ 1000
Temperature range (°C)	- 40 ...+ 180
Heat up rate (°C/min) EN 60068-3-5	5
Cool down rate (°C/min) EN 60068-3-5	5
Temperature display resolution (°C)	0.1
Temperature set resolution (°C)	0.1
Temperature stability (°C)	< +/- 0,5 °C @ - 40 °C < +/- 0,1 °C @ 0 °C < +/- 0,1 °C @ + 100 °C < +/- 0,3 °C @ + 180 °C
Temperature uniformity (°C)	< +/- 1,5 °C @ - 40 °C < +/- 0,5 °C @ 0 °C < +/- 1,5 °C @ + 100 °C < +/- 3,0 °C @ + 180 °C
Temperature control	PID
Power supply	3x400V 50/60Hz
Wattage (W)	15000
Interface	RS 232 (USB and Ethernet as accessory)
Shelve	1 (max 6)
Shelve capacity (kg)	50
Max capacity (kg)	200
Access port (mm)	Ø 40 standard, (Ø 50, Ø 90 as accessory)
Noise (dBA) @ 1 m distance	~ 70
Weight (kg)	~ 600

*All performance in controlled stable environment ($T_{\text{ambient}} = + 22 \text{ °C} \pm 3 \text{ °C}$)!

*Accessories might affect performance!

Ordering information and accessories:

Description	Part no.
Temperature chamber TK-340 CKLT F	1784
Temperature chamber TK-500 CKLT F	1783
Temperature chamber TK-1000 CKLT F	2854
Shelve wire TK-340 CKLT F	956
Shelve wire TK-500 CKLT F	958
Shelve wire TK-1000 CKLT F	960
Shelve perforated TK-340 CKLT F	957
Shelve perforated TK-500 CKLT F	959
Shelve perforated TK-1000 CKLT F	961
Access Port w. Plug Ø 40 mm right	2629
Access Port w. Plug Ø 50 mm right	608
Access Port w. Plug Ø 90 mm right	1731
Observation window with illumination 370x420mm	252
USB interface	1466
Ethernet interface	1716
TK-Tool (Software Monitoring & History)	1663
Password protection	1718
Evaluation report 9 points, 3 temperatures - performed by Kambic	1719
Evaluation report 9 points, 3 temperatures - Accredited	2852

